

Scaled data based on original data using
LM-79-08 Approved Method: Electrical and Photometric Measurements of Solid-
State Lighting Products

Test Report Prepared for
Cooper Lighting Solutions
(formerly Eaton)

Brand: McGRAW-EDISON

Report Number: P940453

Luminaire Tested: **GALN-SB3C-740-U-T1**

Issue Date: 1/21/2025

Test Information

Test Method: LM-79-08
Report Number: P940453
TEST IS SCALED FROM IESNA LM-79-08 TEST DATA (G2-2405-108-2)
Test Lab: INNOVATION CENTER
Issue Date: 1/21/2025
Manufacturer: COOPER LIGHTING SOLUTIONS (FORMERLY EATON)
Product Line: McGRAW-EDISON
Catalog Number: GALN-SB3C-740-U-T1
Description: GALLEON AREA AND ROADWAY HIGH DENSITY LED LUMINAIRE
(3) 70 CRI, 4000K, 615mA LIGHTSQUARES WITH 26 LEDS EACH AND TYPE I OPTICS
Light Source: -
Ballast/Driver: -

Summary

Lumens per Lamp: N/A
Luminaire Lumens: 23517 lumens
Efficiency: N/A
Efficacy: 157.7 lumens/watt
Luminous Opening: Rectangular (W 1' x L: 1' x H: 0')
IES Classification: Type I - Short
BUG Rating: B4 - U0 - G4

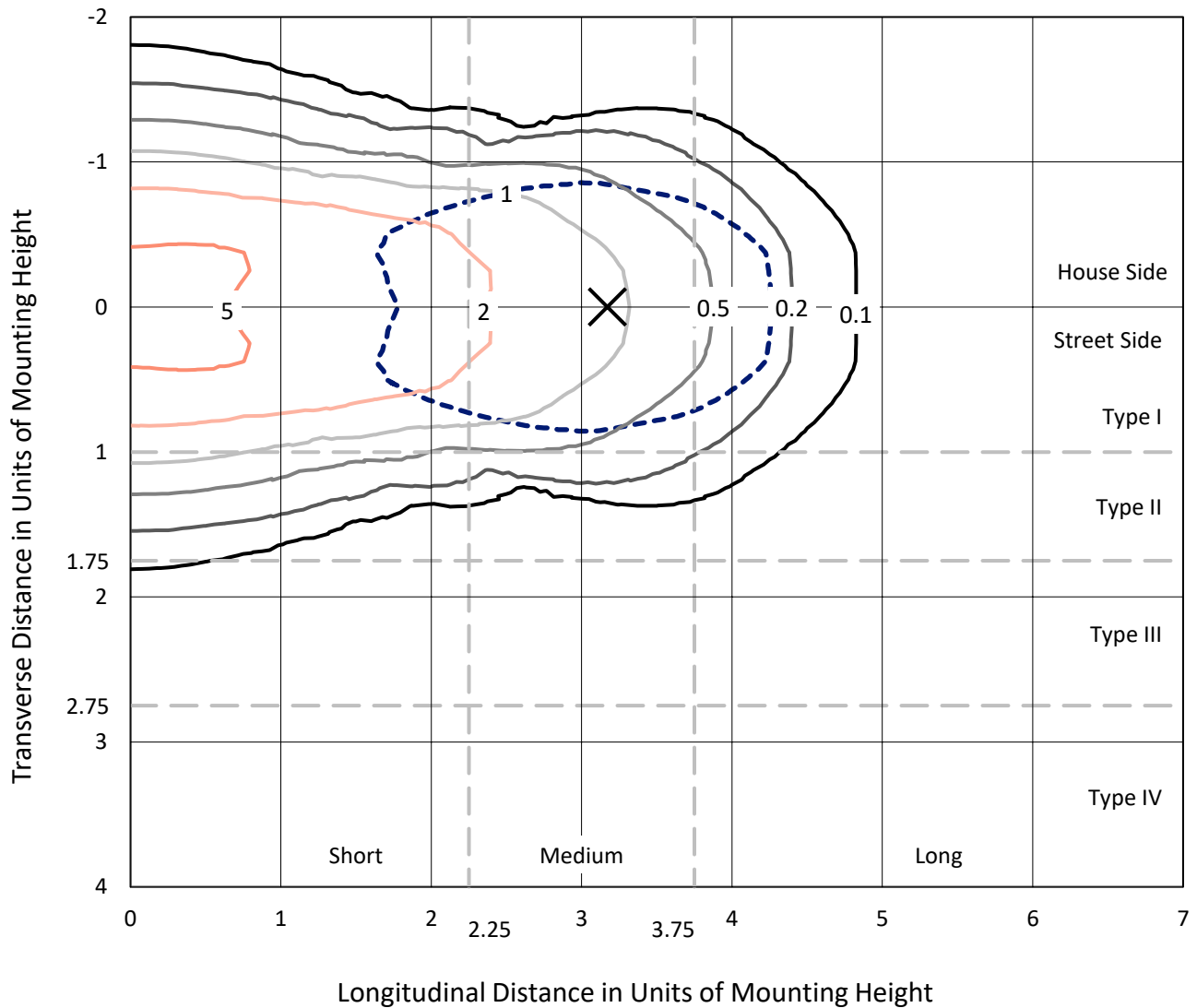
Input Watts (W): 149.1
Input Voltage (V): NR
Input Current (Ain): NR
Voltage Rise (V): NR
Power Factor: NR
Total Harmonic Distortion (THDi): NR
Frequency (hertz): 60
Stabilization Time: NR
Operation Time: NR
Ambient Temperature (°C): NR
Test Distance: 24 FT



REPORT NUMBER: P940453
 CATALOG NUMBER: GALN-SB3C-740-U-T1

Iso-Footcandle Lines of Horizontal Illumination

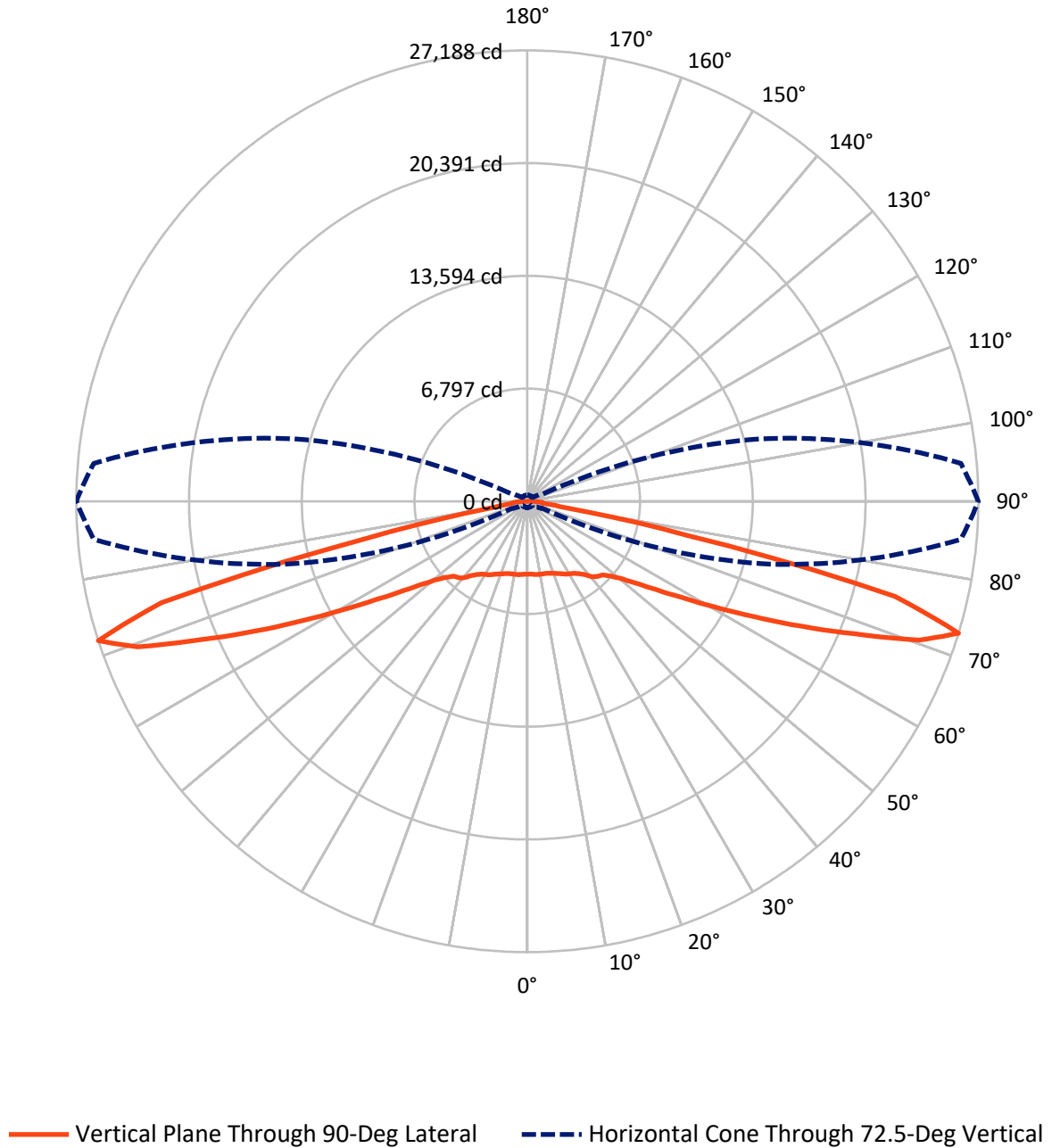
✕ Max cd
 - - - 1/2 Max cd



Based on 25 foot mounting height. Maximum calculated value = 7 fc
 Type I - Short - N/A

REPORT NUMBER: P940453
CATALOG NUMBER: GALN-SB3C-740-U-T1

Luminous Intensity Polar Plot



REPORT NUMBER: P940453
 CATALOG NUMBER: GALN-SB3C-740-U-T1

FLUX DISTRIBUTION:

		Downward	Upward	Total
House Side	Lumens	11758.5	0.0	11758.5
	% Fixture	50.0	0.0	50.0
Street Side	Lumens	11758.5	0.0	11758.5
	% Fixture	50.0	0.0	50.0
Total	Lumens	23517.0	0.0	23517.0
	% Fixture	100.0	0.0	100.0

ZONAL LUMENS:

Zone	Lumens	% Fixture
0°-10°	426.1	1.8
10°-20°	1302.8	5.5
20°-30°	2172.3	9.2
30°-40°	2987.6	12.7
40°-50°	3648.7	15.5
50°-60°	4220.1	17.9
60°-70°	5031.8	21.4
70°-80°	3511.9	14.9
80°-90°	215.7	0.9
90°-100°	0.0	0.0
100°-110°	0.0	0.0
110°-120°	0.0	0.0
120°-130°	0.0	0.0
130°-140°	0.0	0.0
140°-150°	0.0	0.0
150°-160°	0.0	0.0
160°-170°	0.0	0.0
170°-180°	0.0	0.0
0°-90°	23517.0	100.0
0°-180°	23517.0	100.0

Coefficient of Utilization



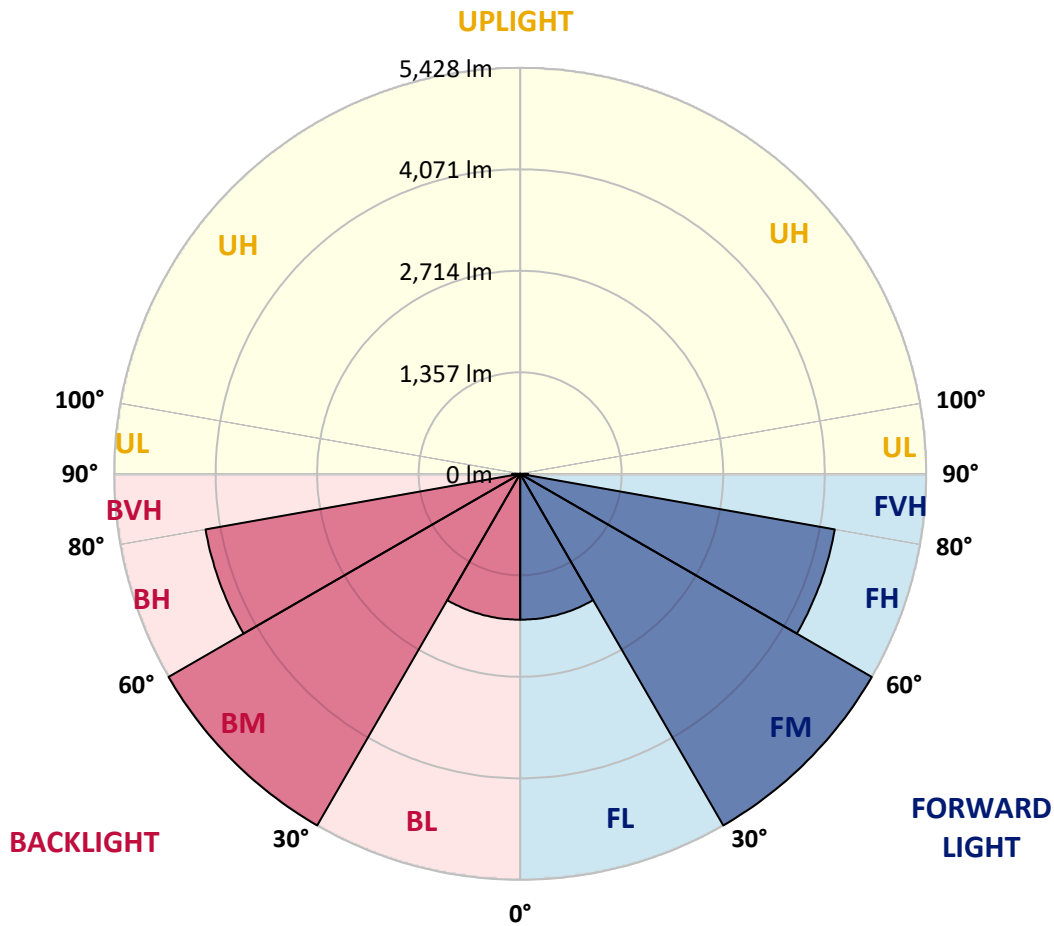
REPORT NUMBER: P940453
 CATALOG NUMBER: GALN-SB3C-740-U-T1

LUMINAIRE CLASSIFICATION SYSTEM LUMEN TABLE AND BUG RATING:

Zone	Lumens	% Fixture	Zone Rating/Lumen Limit		
			B	U	G
FL (0°-30°)	1950.6	8.3			
FM (30°-60°)	5428.2	23.1			
FH (60°-80°)	4271.8	18.2			G2/5000
FVH (80°-90°)	107.8	0.5			G2/225
BL (0°-30°)	1950.6	8.3	B3/2500		
BM (30°-60°)	5428.2	23.1	B4/8500		
BH (60°-80°)	4271.8	18.2	B4/5000		G4/5000
BVH (80°-90°)	107.8	0.5			G2/225
UL (90°-100°)	0.0	0.0		U0/0	
UH (100°-180°)	0.0	0.0		U0/0	

BUG Rating: B4-U0-G4

Type I Short



REPORT NUMBER: P940453
 CATALOG NUMBER: GALN-SB3C-740-U-T1

CANDELA DISTRIBUTION (FULL):

	0°	5°	15°	25°	35°	45°	55°	65°	75°	85°
0°	4394.4	4394.4	4394.4	4394.4	4394.4	4394.4	4394.4	4394.4	4394.4	4394.4
2.5°	4398.1	4403.1	4403.1	4399.4	4408.1	4400.6	4400.6	4396.9	4400.6	4396.9
5°	4420.6	4426.9	4429.4	4428.1	4439.4	4433.1	4433.1	4428.1	4429.4	4425.6
7.5°	4463.1	4471.9	4476.9	4483.1	4499.4	4491.9	4486.9	4471.9	4465.6	4455.6
10°	4476.9	4486.9	4503.1	4535.6	4573.1	4574.4	4559.4	4521.9	4493.1	4470.6
12.5°	4434.4	4448.1	4481.9	4548.1	4631.9	4665.6	4641.9	4579.4	4523.1	4483.1
15°	4380.7	4395.6	4446.9	4546.9	4670.6	4749.4	4746.9	4664.4	4574.4	4511.9
17.5°	4296.9	4311.9	4385.7	4525.6	4700.6	4830.6	4865.6	4780.6	4654.4	4570.6
20°	4145.7	4159.4	4261.9	4458.1	4710.6	4916.8	5008.1	4933.1	4775.6	4661.9
22.5°	3949.5	3970.7	4090.7	4341.9	4686.9	5006.8	5170.5	5119.3	4916.8	4759.3
25°	3739.5	3762.0	3902.0	4199.4	4625.6	5071.8	5363.0	5330.5	5076.8	4880.6
27.5°	3558.3	3582.0	3734.5	4058.2	4530.6	5096.8	5553.0	5569.2	5270.5	5014.3
30°	3415.8	3438.3	3600.8	3944.5	4408.1	5071.8	5719.2	5831.7	5468.0	5130.5
32.5°	3259.6	3288.3	3459.5	3805.7	4263.2	5011.8	5864.2	6115.4	5696.7	5255.5
35°	3062.1	3088.3	3268.3	3615.8	4073.2	4915.6	5985.4	6430.4	6024.2	5445.5
37.5°	2822.1	2847.1	3025.8	3378.3	3884.5	4780.6	6077.9	6785.3	6414.1	5719.2
40°	2580.9	2604.6	2772.1	3113.3	3658.3	4608.1	6110.4	7132.8	6861.6	6095.4
42.5°	2359.7	2380.9	2534.7	2852.1	3404.5	4388.2	6067.9	7435.2	7262.8	6357.9
45°	2156.0	2174.7	2310.9	2607.1	3140.8	4120.7	5940.4	7760.2	7740.2	6545.4
47.5°	1923.5	1942.2	2083.5	2369.7	2877.1	3807.0	5724.2	8080.1	8403.9	6970.3
50°	1639.8	1656.0	1801.0	2096.0	2603.4	3473.3	5424.3	8331.4	9241.2	7614.0
52.5°	1303.6	1321.1	1462.3	1757.3	2278.4	3114.6	5029.3	8495.1	10208.6	8553.8
55°	969.9	982.4	1104.8	1369.8	1876.0	2705.9	4534.4	8541.3	11306.0	9838.7
57.5°	703.7	711.2	789.9	987.4	1422.3	2194.7	3933.2	8421.3	12612.0	11485.9
60°	569.9	572.4	596.2	683.7	988.6	1617.3	3207.1	8008.9	14029.3	13609.4
62.5°	517.4	517.4	523.7	547.4	668.7	1067.4	2328.4	7154.0	15549.1	16292.8
65°	481.2	481.2	483.7	494.9	527.4	679.9	1469.8	5761.7	16830.2	19436.1
67.5°	448.7	449.9	448.7	452.4	471.2	502.4	852.4	3979.5	17520.1	22693.1
70°	414.9	417.4	411.2	411.2	426.2	427.4	533.7	2182.2	16947.7	25422.8
72.5°	374.9	378.7	368.7	366.2	377.4	372.4	401.2	1047.4	14550.5	26237.7
75°	340.0	345.0	322.5	316.2	316.2	312.5	326.2	537.4	9443.7	21403.3
77.5°	308.7	318.7	282.5	262.5	257.5	246.2	266.2	328.7	4130.7	10048.6
80°	255.0	268.7	232.5	208.7	200.0	187.5	210.0	230.0	1228.6	2333.4
82.5°	190.0	196.2	165.0	148.7	141.2	132.5	157.5	160.0	399.9	826.1
85°	121.2	123.7	101.2	87.5	83.7	80.0	100.0	87.5	152.5	607.4
87.5°	42.5	48.7	38.7	35.0	37.5	31.2	46.2	26.2	42.5	428.7
90°	0.0	0.0	0.0	0.0	0.0	0.0	0.0	0.0	0.0	0.0

(END C

90°

4394.4
4396.9
4425.6
4455.6
4466.9
4476.9
4501.9
4556.9
4640.6
4730.6
4840.6
4971.8
5069.3
5178.0
5359.3
5604.2
5972.9
6200.4
6332.9
6725.3
7306.5
8175.1
9365.0
10889.8
12858.2
15286.7
18163.8
21319.6
25061.6
27187.5
22893.1
9839.9
2234.7
933.6
882.4
531.2
0.0

OF REPORT)